



# Claims data

For the period 1 April – 30 June 2023

OFFICIAL  
INJURY  
CLAIM

# Contents

1. Introduction
2. Headline data
3. Claims volume
4. Representation
5. Types of claim
6. Settlements
7. Exceptional injury and circumstances
8. Claims exiting the portal
9. Liability
10. Portal Support Centre
11. System operation

# 1. Introduction

The Official Injury Claim (OIC) service was developed by the Motor Insurers' Bureau (MIB) on behalf of the Ministry of Justice (MoJ). It has been operational since the implementation of the government's Whiplash Reform Programme on 31 May 2021.

The reforms included an increase in the small claims track limit for road traffic accident (RTA)-related personal injury claims from £1,000 to £5,000 and the commencement of the measures in Part 1 of the Civil Liability Act (CLA) 2018. The CLA introduced a fixed tariff of damages for whiplash claims and a ban on the seeking or offering to settle such claims without medical evidence.

The OIC service can be used to claim compensation for a range of different RTA-related injuries with a value of less than £5,000.

More information and frequently asked questions on the reforms and the OIC service are available [here](#) and on the OIC website [here](#).

The data and statistics presented on these pages reflect data captured by the service from 1 April 2023 to 30 June 2023, unless otherwise stated\*. You can [download previous data publications here](#).

This data has been published on the OIC website, and it is intended that detailed data reports will continue to be issued in this format on a quarterly basis. We are however, pleased to announce that from January this year, monthly data reports are now shared on the OIC website in the same location as the quarterly reports (see link above). These reports are tabulated and provide a faster route to consuming core data.

Other relevant and contextual data related to the personal injury claims process is also available from:

- [DWP Compensation Recovery Unit](#)
- [Claims Portal](#)
- [HMCTS](#)
- [MedCo](#)

The statistics presented in this publication are generated by the OIC service.

*\* Some figures such as claims submitted, settlements, liability decisions and exits may relate to claims that were registered during a previous reporting period. There is a marginal variance in some of the numbers from previous publications due to late polling or changes in the claim status of a case. The figures shown in this publication are correct as of 3 July 2023.*

## 2. Headline data

Reporting period 1 April 2023 – 30 June 2023

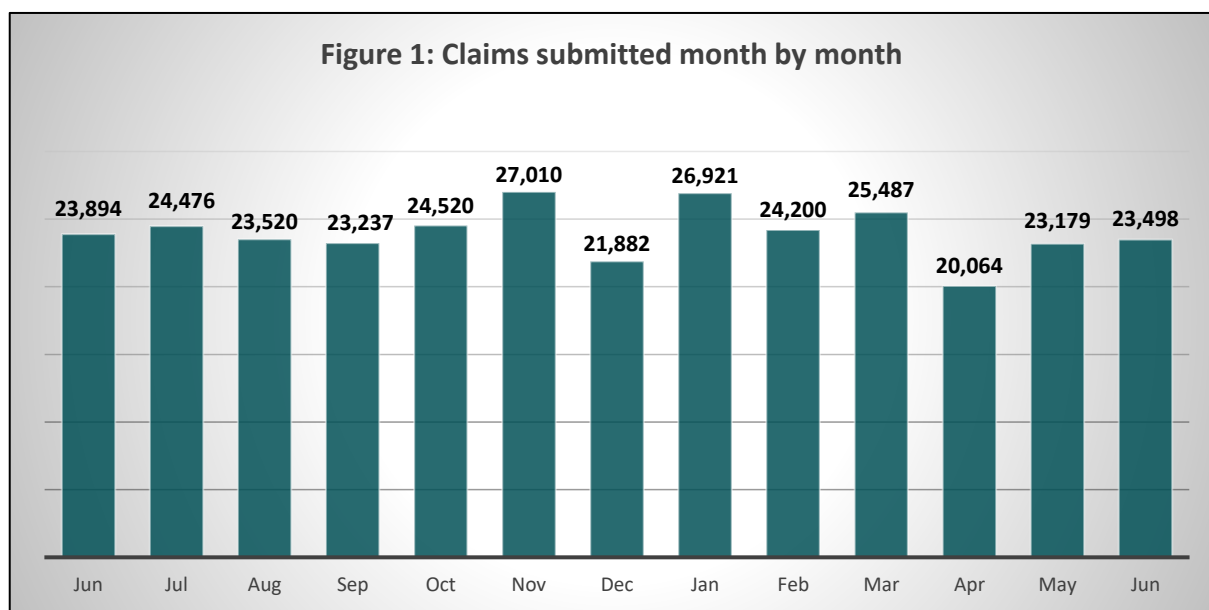
	Total since launch	This reporting period
<b>Claims submitted</b>	568,214	66,741
<b>Represented claims</b>	514,150	59,154
<b>Unrepresented claims</b>	54,064	7,587
<b>Liability decisions</b>	428,289	37,614*
<b>Settlements (closed)</b>	130,048	26,997
<b>Settlements (open)</b>	16,578	

\*Regarding marginal variance in numbers from last quarter - please see note at bottom of page 2.

## 3. Claims volume

Figure 1 shows the number of claims entered into the system per month from June 2022 - June 2023. Throughout this period, it shows around 24,000 claims per month have been made, it is important to note that in April there were only 18 working days, which accounts for the slight dip in claims submitted. These figures should not be viewed in isolation; higher value claims (i.e., those worth over £5000) and claims that are not in scope are still correctly reporting into Claims Portal Ltd (CPL).

There are also significant non-service factors continuing to influence driver behaviour and accident rates. These include several social and economic factors including cost of living, inflation and residual COVID-19 impacts, which will indirectly influence vehicle miles and parc, and ultimately the accident rate.



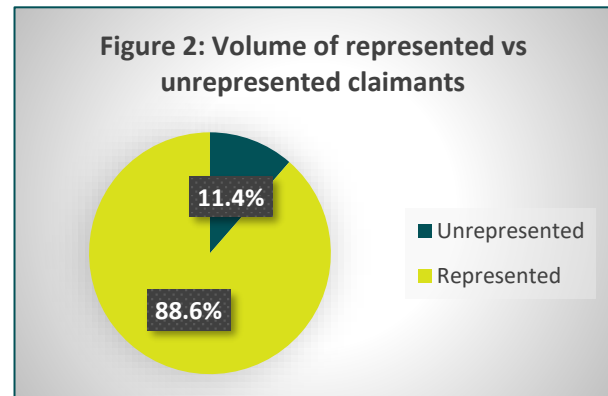
## 4. Representation

Of the 66,741 claims registered in this period, a total of **7,587** (11.4%) were made by unrepresented claimants and **59,154** (88.6%) had professional representation.

Since launch, 359 claimants have started a claim via the Portal Support Centre’s assisted paper claims process (see section 10). This includes **51** claimants from this reporting period and **41** claimants from the previous period.

The percentages of represented and unrepresented claimants remain broadly consistent with previous reports.

Represented claimants are being supported by a range of different types of organisations, including law firms, Alternative Business Structures (ABSs)\*, appropriately authorised claims management companies (CMCs)\*\* and other\*\*\*. As is shown in the table below, the vast majority continue to be law firms (75.7%) and licensed ABSs (23.9%).



Type of user	Number of claims	Percentage
UK Law firm	44,806	75.7%
ABS	14,149	24.0%
CMC & other	199	0.3%

\* An ABS is an entity authorised by a licensing body (usually a regulator) to provide reserved legal activities. An ABS allows non-lawyers to own or invest in legal services providers, where previously ownership was restricted to legal professionals.

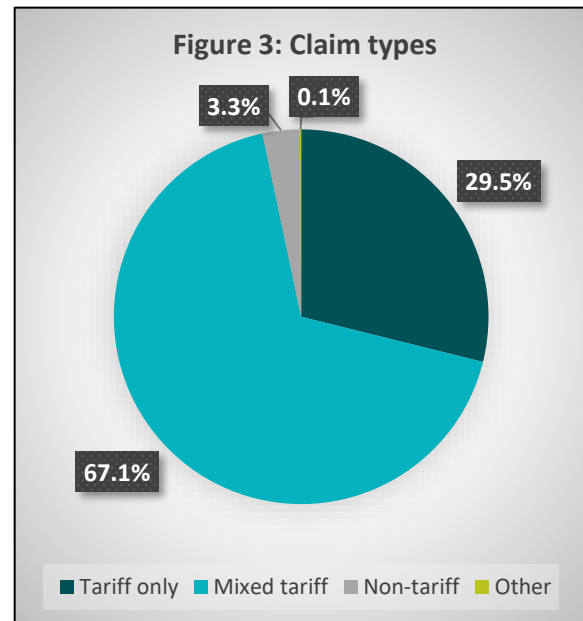
\*\* CMCs supporting claimants on the OIC service must have Financial Conduct Authority authorisation to provide advice in relation to a personal injury claim. CMCs with other types of authorisation, such as lead generation, are not allowed to represent claimants via the service.

\*\*\* In limited circumstances, professional users may select ‘other’ when creating an account, where that user’s profession does not match the options provided. For example, it may be used by a CILEX barrister.

## 5. Types of claim

The OIC service can be used to claim compensation for a range of different RTA-related injuries with a value of less than £5,000. Figure 3 and its accompanying table below provide an overview of the types of claims\* submitted within the period 1 April to 30 June 2023, broken down by claim category:

Claim types	Number of claims
Whiplash <sup>1</sup> only	11,703
Whiplash + minor psychological <sup>2</sup>	7,084
Whiplash + physical <sup>3</sup>	16,386
Whiplash + physical + minor psychological	21,587
Multiple injuries <sup>4</sup>	4,845
Physical only	1,582
Physical + psychological	500
Other <sup>5</sup>	80



Damages for whiplash only and whiplash plus minor psychological injury are determined by the tariff under [The Whiplash Injury Regulations 2021](#). **18,787 (29.5%)** of claims presented in this period were covered solely by the tariff, and **42,818 (67.1%)** are mixed claims. **61,605 (96.6%)** of claims include a whiplash-tariff element.

1. Whiplash is an injury of soft tissue in the neck, back or shoulder, as defined by Part 1, section 1 of the [Civil Liability Act 2018](#).
2. Minor psychological injury includes shock, anxiety and other psychological conditions.
3. Single physical injuries include bruising, abrasion, cuts, scarring, fracture, headaches, sprain or strain and affected senses.
4. 'Multiple injuries' refers to more than one physical injury as defined above. In these claims, tariff and non-tariff damages would apply.
5. 'Other' refers to claimants who are unsure of their injuries and are awaiting medical assessment.

\* Claims in the status of pending new, that have not had injury type added, are excluded.

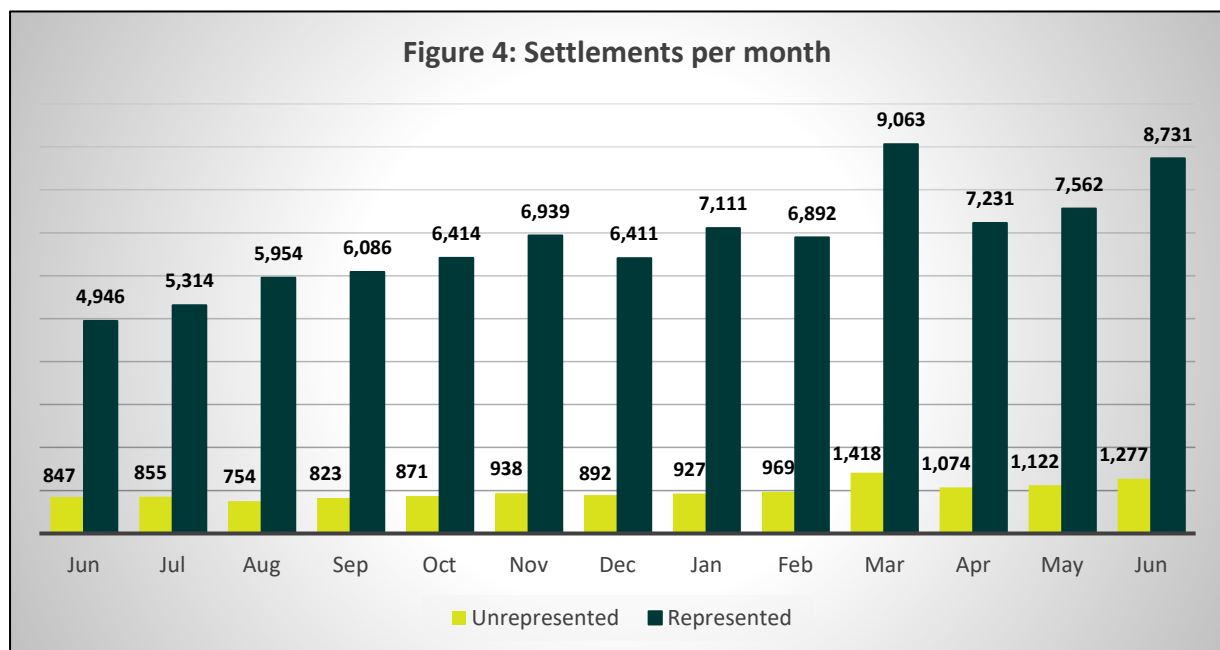
## 6. Settlements

The volume of claims settling has continued to rise and we expect this trend to continue. **130,048** claims have settled since the launch of the service, including **26,997** claims in this reporting period. **3,473 (13%)** of these were unrepresented claimants. Represented claimants accounted for **23,524 (87%)** settlements.

There is an additional cohort of claims which have settled but not yet fully progressed through the portal journey: they are referred to as ‘open’ settlements, where users have not yet completed the portal journey by confirming the claim is complete. There are currently **16,578** open settlements (**939** unrepresented and **15,639** represented).

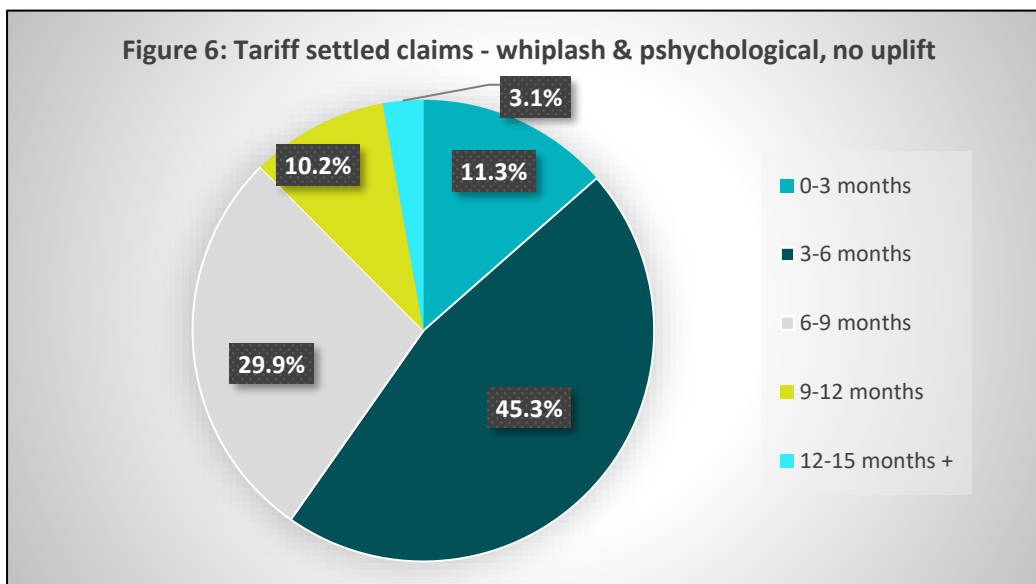
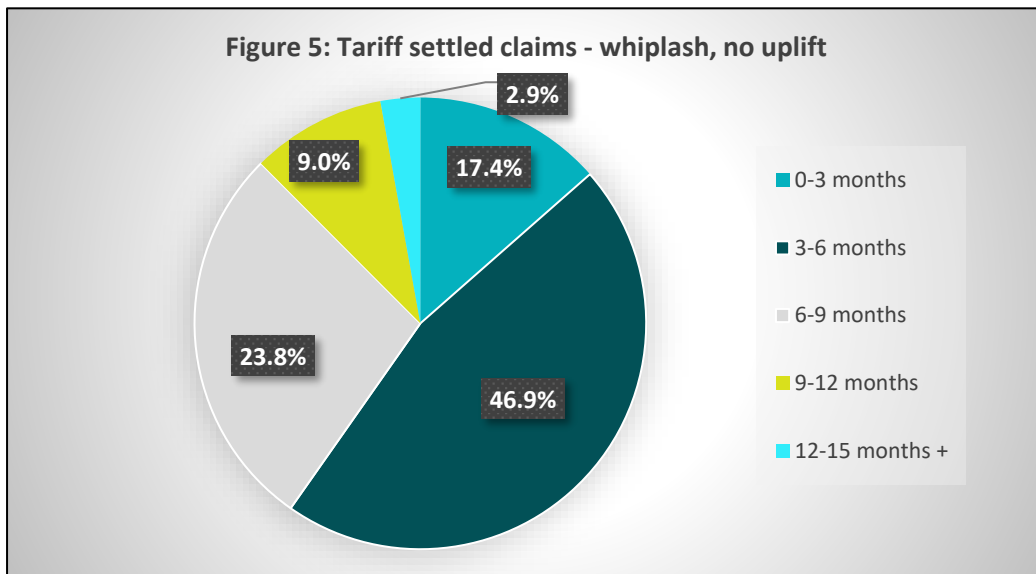
The average time from claim to settlement was **251 days** compared to **238** days in the previous period. This is to be expected as we are now seeing cases settle with more complex injuries and longer prognoses. It is likely to continue to rise.

Figure 4 shows settlements month on month since June 2022 (closed cases).



We continue to see increased maturity in the distribution of tariff, with settlements in the nine to twelve-month bands emerging in greater numbers. This is entirely in line with a developing system as more complex injuries are dealt with. The trend will continue.

Figures 5 and 6 show the distribution of tariff settled claims for both 'whiplash, no uplift' and 'whiplash and psychological, no uplift'.





Settlement data indicates that unrepresented and represented claimants are agreeing similar levels of compensation. The table below gives some insight into these averaged early settlements for tariff and non-tariff elements covering the period to date. Data on items such as fees, injury-related additional losses and non-protocol vehicle costs (NPVC) have not been included.

**Frequency – settled** *(added to set context against average values and set against the total of c130,000 closed settlements since launch)*

Type of representation	Injury – non-tariff	Tariff amount	Tariff uplift
<b>Unrepresented</b>	8,017 (6.2%)	19,592 (15.1%)	943 (<1%)
<b>Represented</b>	40,441 (31.1%)	108,326 (83.3%)	1,414 (1.1%)

**Average values – settled**

Type of representation	Injury – non-tariff	Tariff amount	Tariff uplift
<b>Unrepresented</b>	£971	£730	£156
<b>Represented</b>	£932	£723	£197

Settled cases took a dip throughout April and May due to the number of working days in the month, however June has seen an increase in settled cases.

## 7. Exceptional injuries and circumstances

The Whiplash Injury Regulations 2021 also provide for an uplift in damages of up to 20% where either the injuries suffered, or the claimant’s circumstances are considered by the court to be exceptional. Of the total claims made in the reporting period, **4,730** claims included a request for an uplift for exceptional injury, **2,605** claims requested an uplift for exceptional circumstances and **8,302** claims requested an uplift in both categories.

### Exceptional circumstances

This means that the claimant believes they should receive higher damages than those provided for under the whiplash tariff due to the impact of their accident on their home/work/social life or activities.

### Exceptional injuries

This is slightly different from ‘exceptional circumstances’ and usually means that the claimant believes that their injuries are exceptionally severe and that they should receive higher damages than those provided for under the whiplash tariff.

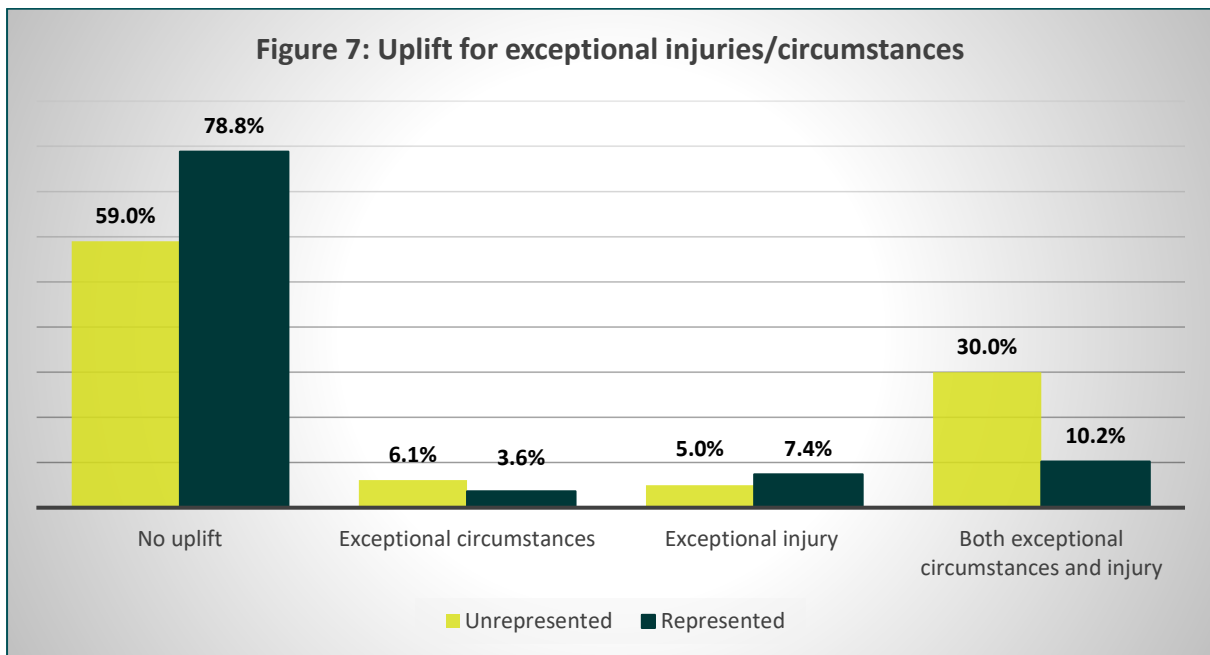
The table below provides the number of claims, broken down by representation in the reporting period April – June 2023, which have included a claim for uplift for exceptionality of any kind.

Type of representation	No uplift claimed	Exceptional circumstances uplift only claimed	Exceptional injury uplift only claimed	Both exceptional injury and circumstances uplift claimed
<b>Unrepresented</b>	4,476 (59%)	461 (6.1%)	376 (5%)	2,274 (30%)
<b>Represented</b>	46,628 (78.8%)	2,144 (3.6%)	4,354 (7.4%)	6,028 (10.2%)

**3,111** unrepresented claimants requested an uplift for exceptional injury, exceptional circumstances or both in the reporting period. This equates to **41.0%** of unrepresented claimants.

**12,526** represented claimants requested an uplift for exceptional injury, exceptional circumstances or both. This equates to **21.2%** of represented claims made.

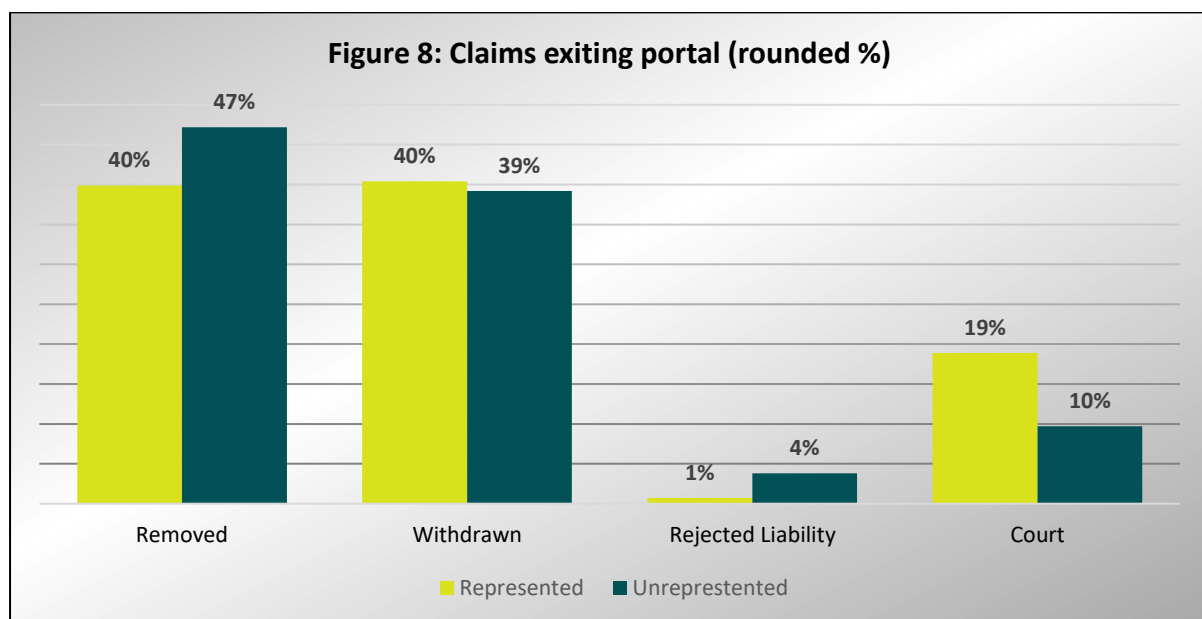
Figure 7 provides the percentages of represented and unrepresented claims, between April and June 2023, with a claim for uplift for exceptionality.



## 8. Claims exiting the portal

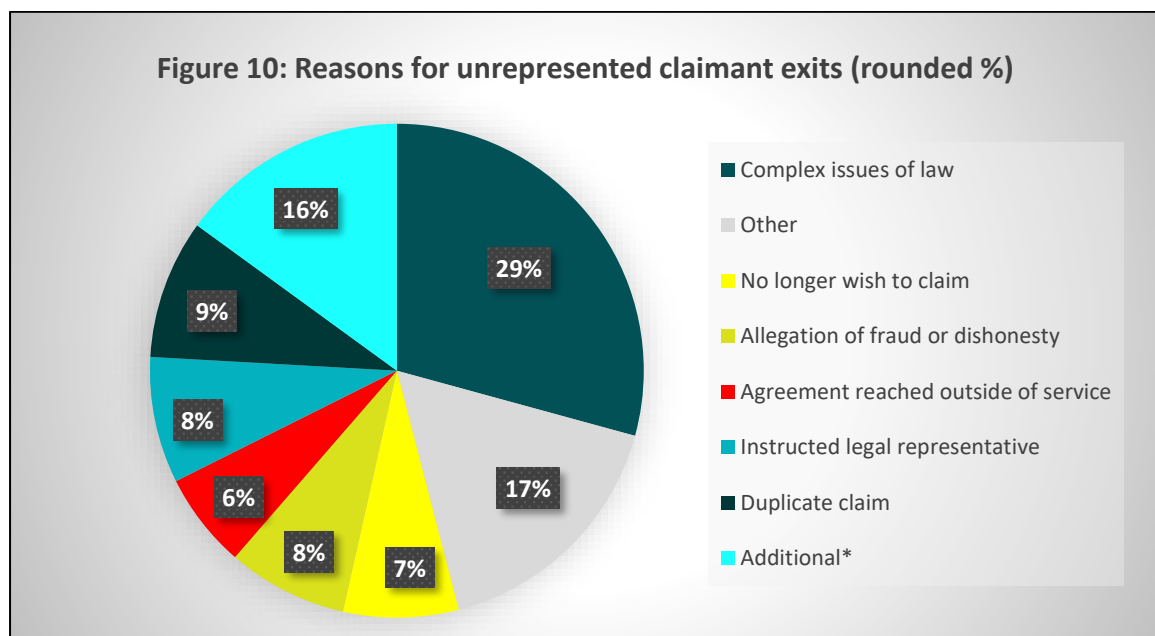
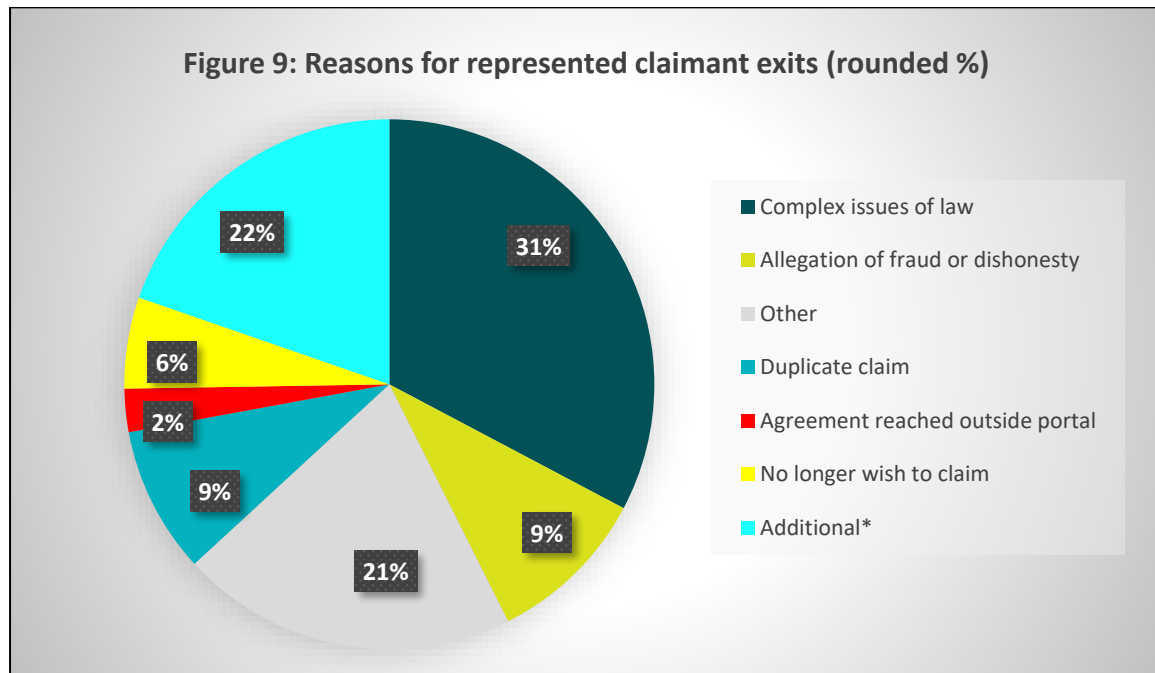
72,141 claims have exited the portal for a reason other than settlement since launch. 12,558 claims exited in the current reporting period, as shown in Figure 8 below, including 11,959 represented and 599 unrepresented claimants. Claims can exit the OIC process for a variety of different reasons, and Figure 8 provides data on the reasons for the current reporting period.

	Removed*	Withdrawn	Rejected liability	Court
<b>Represented claimants</b>	4,776	4,833	85	2,265
<b>Unrepresented claimants</b>	283	235	23	58



\*Claims are marked as removed when they have been taken out of the service by the compensator. Reasons for this include: the compensator believes the overall claim is more than £10,000, the claim for personal injury is more than £5,000, there are complex issues of fact or law, there is a formal allegation of fraud made following receipt of the medical report, a dispute relating to causation, or an agreement was reached outside of the service.

Figures 9 and 10 provide more detailed information on the reason for exit (this data includes removals and withdrawals). The reasons for exit are displayed separately for represented and unrepresented claimants because the latter have additional categories to choose from (such as 'Instructed legal representative'). It should be noted that the categories shown are self-selected by the claimants or professional user at the point of exit. As such, they should only be considered as an approximate indication of the reason for exit.



\*Additional categories include claims being valued above the £10,000 or £5,000 limits, liability rejected, going to court and dispute over cause of injury.

## 9. Liability

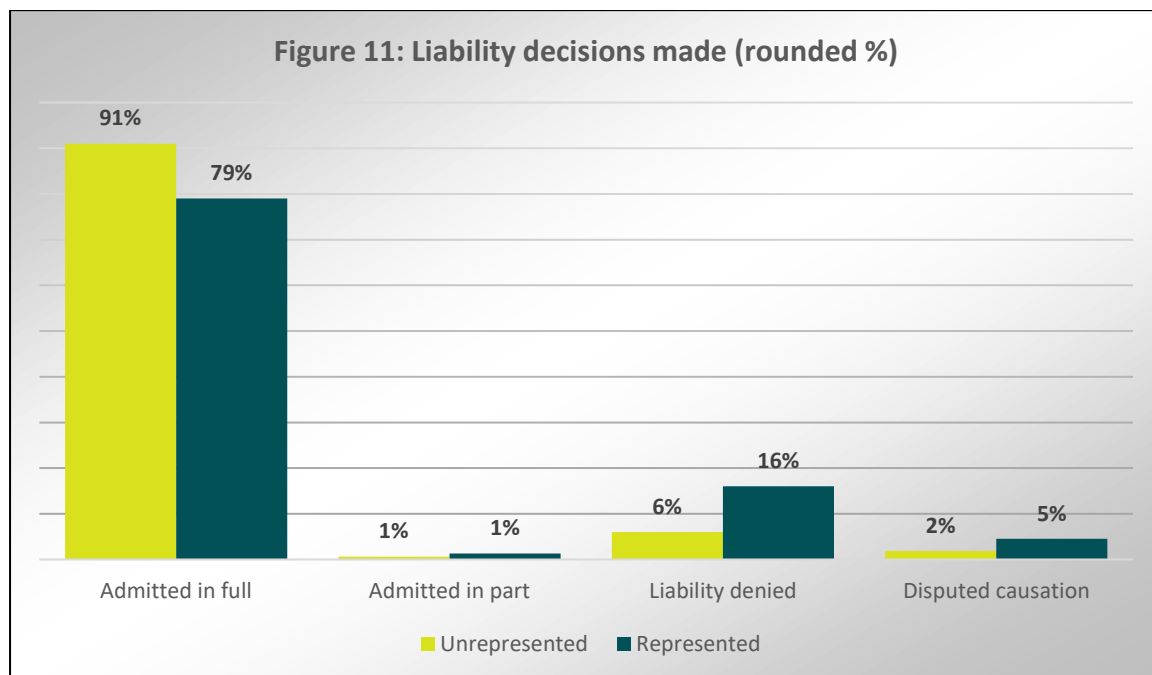
In total **37,614** claims have had a liability decision made by the compensator in this reporting period\*. Of these, **30,541 (81%)** claimants have had liability admitted in part or in full by the at-fault compensator (compared to **82%** in the previous reporting period).

In the case of the remaining claims, causation was disputed in **1,615** claims (**1,525** represented and **90** unrepresented) and denied in **5,458** claims (**5,215** represented and **243** unrepresented).

The table below provides a breakdown of liability decisions made in the reporting period.

	Liability in full	Liability in part	Liability denied	Disputed causation
<b>Represented claimants</b>	26,311	387	5,215	1,525
<b>Unrepresented claimants</b>	3,815	28	243	90

Figure 11 below shows that **79%** of represented and **91%** of unrepresented claims have had liability admitted in part or in full.



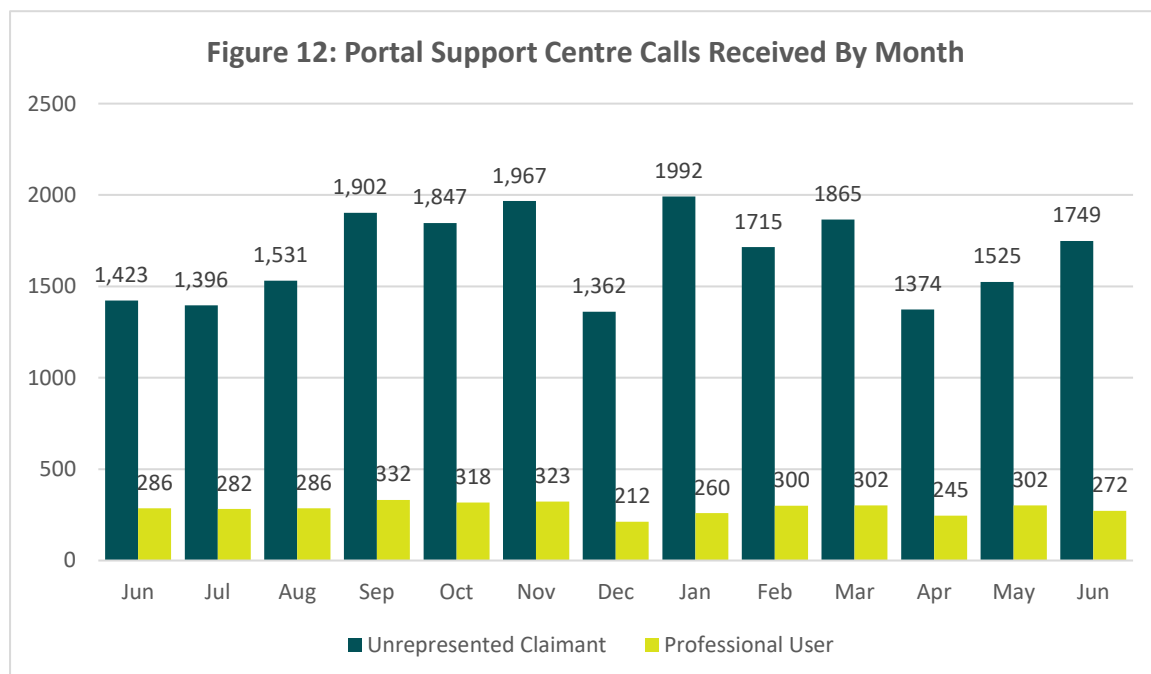
\*Claims which have had a liability decision may have been started at any time since launch, not just between 1 April and 30 June 2023.

## 10. Portal Support Centre

The OIC service features a fully staffed helpline which can provide both professional users and unrepresented claimants with help on using the system and progressing claims. The service does not provide legal advice but can support users on the process of making a claim through both the digital portal and paper-based claim forms.

The Portal Support Centre received **5,467** calls between 1 April 2023 and 30 June 2023. Of these, **819** were from professional users and **4,648** were from unrepresented claimants.

Figure 12 provides information on the number of calls received per month from both professional users and unrepresented claimants during the last 12 months.



# 11. System operation

Core system availability remains stable with system availability running 24/7 since launch. Users can interact with the service by using the web service or through an Automated Portal Interface (API).

The web service used by direct claimants, compensators and professional advisors has performed as expected. No outages have been experienced during this period.

The API service had a scheduled code drop in May 2023. Details were widely shared ahead of time. The next scheduled code drop is due in November 2023 which will see the code dealing with primary limitation. Full details and accompanying documentation will be shared in the coming months. It will follow the 2022/2023 regime of change notification, coding and Data Dictionary changes, adopting changes into staging 3 (test environment) before any Production Launch.

As the volume of claims and transactions in the portal have increased there has been no service deterioration or delays with 'page turns' (the rate of refresh after data is entered). The system has alerts to highlight any deterioration in performance, and capacity can be increased quickly if required. Concurrency of use is being monitored in the background, and we regularly see in excess of 700 users on the system at any point during business hours.

The MIB continues to engage with and seek feedback from users. Service refinements and bug fixes are being identified and dealt with on a priority basis. The MIB will continue to support users in this way and seek feedback on how the service can be improved. Any change is managed through the process agreed with the MoJ.

Any questions as always should be fed back via [customer.service@officialinjuryclaim.org.uk](mailto:customer.service@officialinjuryclaim.org.uk).